

Surface-mounted luminaire - Silky matt MIRO® parabolic louvres - direct distribution

Sheet steel housing suitable, rectangular cross section; suitable for use in clean rooms and clean room areas per DIN 14644-1; manufactured per IPA provisions, as well as the directives for quality assurance GMP (Good Manufacturing Practice); Housing colour traffic white RAL 9016; Light distribution direct distribution by means of Silky matt MIRO® parabolic louvres of aluminium, Reflectivity-enhanced, with clear cover made of laminated safety glass. Suitable for VDU workstations,  $65^\circ < 1000 \text{ cd/m}^2$  omnidirectional glare reduction in accordance with current DIN-EN 12464-1 standard, UGR (4H/8H) 15.9. Integrated LED driver design. Electrical connection and connection of control cable using 5-pole connection terminal with plug-in contacts; Luminous flux in emergency light mode 4196 lm. The aduna clean room luminaire is suitable for direct voltage (0/50Hz), emergency luminaires must have additional marking. Suitable for air purity class ISO 14644-1 Class 2 with excellent to very good results in terms of microbial metabolic potential and chemical resistance.

## CHARACTERISTICS

Order number	62165016660
EAN number	4020863450565
Commodity code	94051190
Certification mark	IP 65, Protection class I, VDU $65^\circ < 1000$ , F, D, Clean room, HACCP DIN10500/Food/IFS/BRC, Indoor, CE
Impact resistance (IK rating)	IK07 (-20°C bis 35°C)
Ambient temperatur	ta -20°C to 35°C
Special properties	Ready for IoT
Warranty period	7 years

## ELECTRICAL ENGINEERING

Controller	Electronic driver DALI2 (1 pcs.)
System output	38W
Mains voltage	230V/50Hz
Circuit breakers (inrush current)	13 pieces/B10, 24 pieces/B16, 25 pieces/C10, 40 pieces/C16
Energy efficiency class/light source	D

## LIGHTING TECHNOLOGY

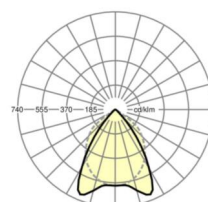
Placement	LED, Colour rendering/Light colour CRI $\geq 90$ / 5000K
Colour tolerance (MacAdam)	3SDCM
Photobiological safety (Luminaire)	RG0
Nominal luminous flux	4196lm
Nominal luminous flux-emergency lighting mode	4196lm
LED service life	68000h L80/B10 (Tq 35°C), 80000h L80/B10 (Tq 25°C), 37000h L90/B10 (Tq 25°C)
Luminaire luminous efficiency	111lm/W
UGR lat./long.	11.9 / 15.9

## MECHANICS

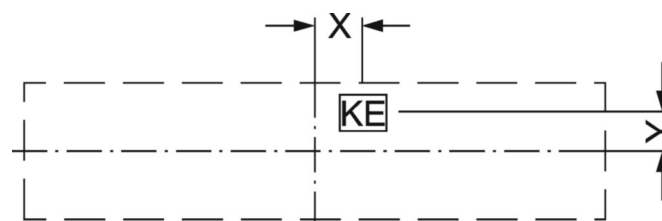
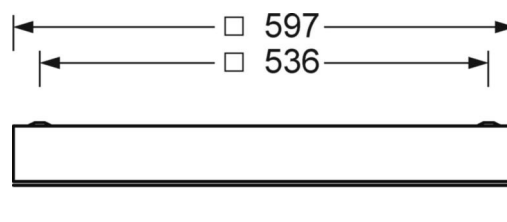
Housing colour	traffic white RAL 9016
Dimensions (LxWxDxH)	597mm x 597mm x 75mm
Ceiling system	cut-out ceilings [AD]
Weight (net)	11.7kg
Cable entry KE (X/Y)	279mm/17mm
Type of installation	Ceiling-mounted single installation, Ceiling-mounted trunking installation, Installation in clean room ceilings, Ceiling installation individual mounting

## DEEP-LINK

<https://www.regiolux.de/en/article/62165016660>



Reference	LED 4200lm 950
$\eta_{LB}$	100 %
$\Phi_{\downarrow/\uparrow}$	100 % / 0 %
UGR lat./long.	11.9 / 15.9
VDU	$65^\circ < 1000 \text{ cd/m}^2$



## Dimensions

---

L	597 mm	Length
B	597 mm	Width
H	75 mm	Height
A1	536 mm	Mounting distance single mounting
X	279 mm	Distance cable infeed to the center of the luminaire on the X-axis
Y	17 mm	Distance cable infeed to the center of the luminaire on the Y-axis

---